

The Display collection


Innovative components to help you create stunning poster and shelving displays.

the
display
centre

The Display Centre

**Is a preferred distributor of
Fairfield products**

MORE INFORMATION



Welcome

Conference Room ▶

Board Room ▶

◀ Cafe

◀ Toilets



Artist of the Year 2012



1

SAVOUR
HATCHBACK
DRIVE



2

CONFORM
WITH US

AWARD
WINNING

AWARD
WINNING



Contents

Kits 4

The easiest ways to create a perfect display 4-7

Sign systems 8

Wall mounted supports for signs & graphics 9-11

Cable systems 12

1.5mm cable & supports 13-19

3mm cable & supports 20-21

Installation accessories & tools 22

Installation accessories for cables & rods 22

Channel installation ideas 23

Tools and spares 24

Rod systems 25

3mm rod system & supports 26-28

6mm rod system & supports 29-32

10mm rod system & supports 33-35

Graphic displays 36

Acrylic pockets & poster holders 37-38

Hook-on accessories 39

Leaflet dispensers 40

Acrylic accessories 41

Framed posters and 'A' boards 42

Banner & hanging rails 43

Product displays 44

Shelving 45

Acrylic display cubes 46

Freestanding displays 47

Freestyle - single units 48

Flexiframe - multiple units 48

Frame accessories 49

Info Post 50

Sales support material 51

Component measurements 51



Kits

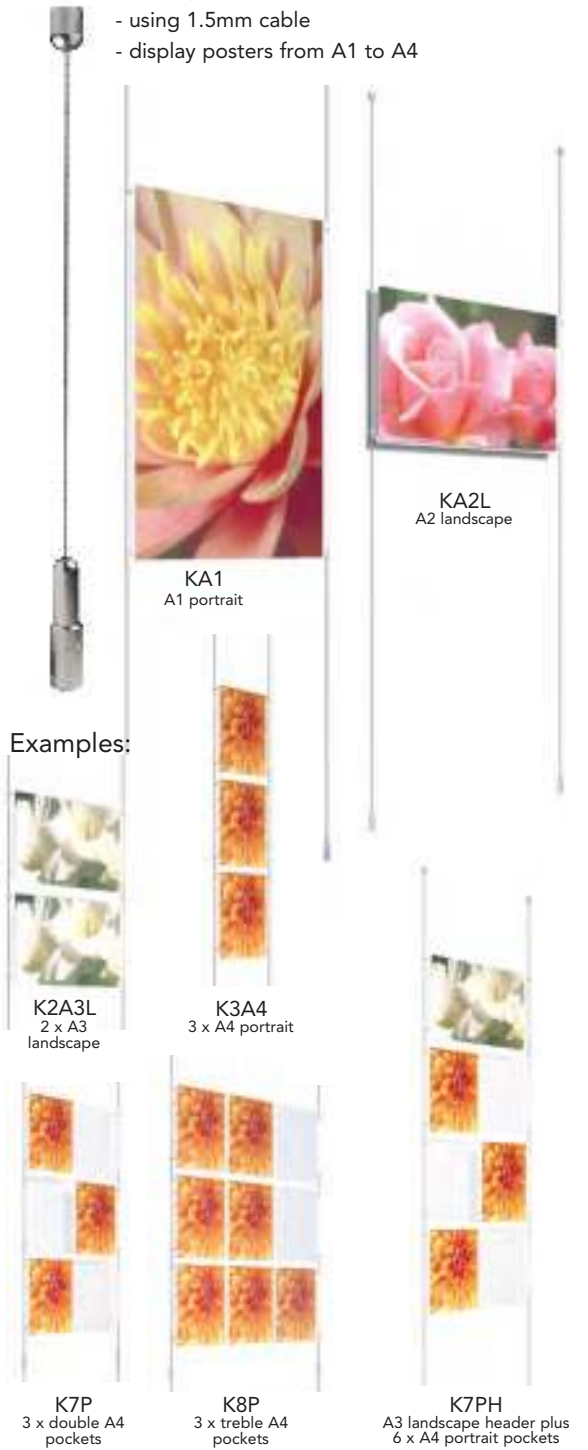
4 easy steps to create your perfect display:

1. Decide if you want your display fitted ceiling to floor, wall mounted or freestanding.
2. Decide if you want to display posters, leaflets, shelving or a combination.
3. Select size of display - from A4 to A1

Poster holders

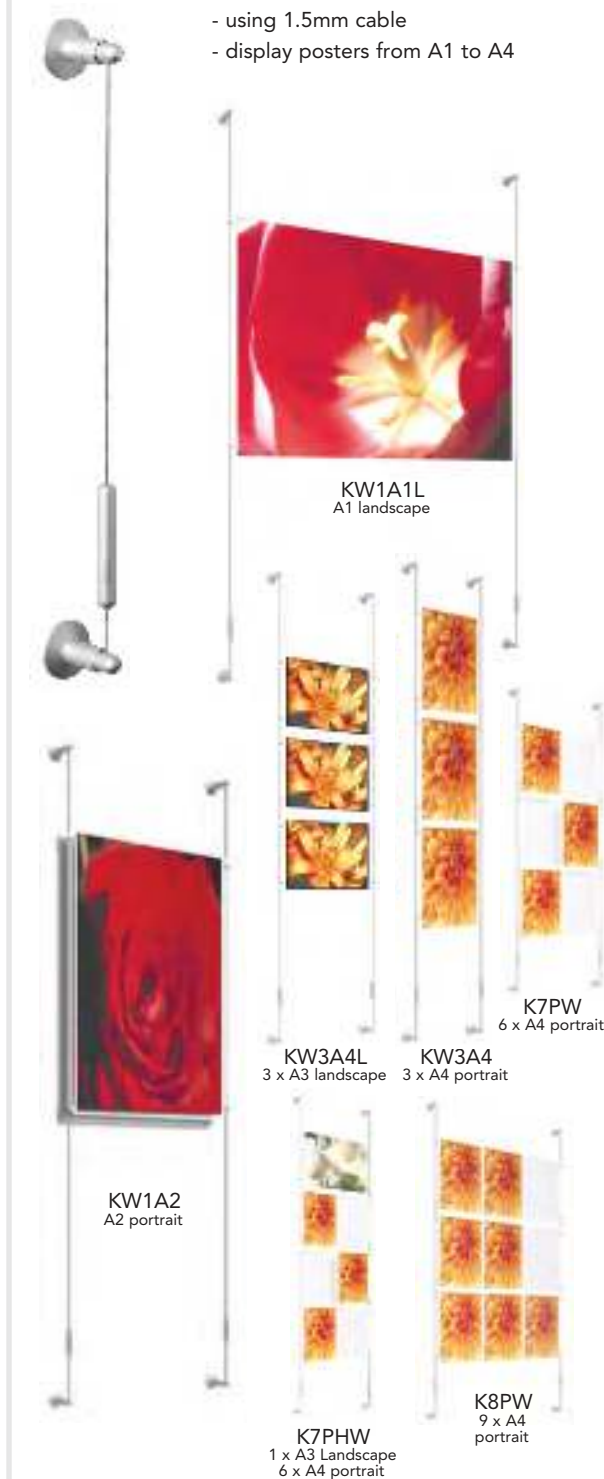
Ceiling to floor kits

- using 1.5mm cable
- display posters from A1 to A4




Wall mounted kits

- using 1.5mm cable
- display posters from A1 to A4



Hook on kits

- using 1.5mm floor to ceiling cable
- to display A4 posters
- acrylic pockets hook onto rods supported on floor/ceiling cables




Item Code:	Pocket Size	No. of Pockets	Format:
KA1	A1	1	Portrait
KA2	A2	1	Portrait
K2A3	A3	2	Portrait
K3A4	A4	3	Portrait
KA1L	A1	1	Landscape
KA2L	A2	1	Landscape
K2A3L	A3	2	Landscape
K3A4L	A4	3	Landscape
Kits with double poster pockets:			
K7P	A4	3x2	Portrait
K7PH	A3	1	Landscape header
	A4	6	Portrait
Kits with treble poster pockets			
K8P	A4	3x3	Portrait

Item Code:	Pocket Size	No. of Pockets	Format:
KW1A1	A1	1	Portrait
KW1A2	A2	1	Portrait
KW2A3	A3	2	Portrait
KW3A4	A4	3	Portrait
KW1A1L	A1	1	Landscape
KW1A2L	A2	1	Landscape
KW2A3L	A3	2	Landscape
KW3A4L	A4	3	Landscape
Kits with double poster pockets:			
K7PW	A4	6	Portrait
K7PHW	A3	1	Landscape
	A4	6	Portrait
Kits with treble poster pockets			
K8PW	A4	9	Portrait

Item Code:	No. of Pockets
A4 portrait pockets:	
KEH2/2	2x2
KEH2/3	2x3
KEH2/4	2x4

Picture code to paper sizes:



Wall mounted kits

- acrylic pocket with wall mounts
- a highly attractive way to present graphics and posters
- A4 and A5 pockets are 2mm thick acrylic, all other sizes are 3mm thick.
- pockets supplied with satin chrome wall supports that hold the pocket 25mm away from the wall



KMA1PW-WM
A1 portrait



KMA1LW-WM
A1 landscape



KMA3LW-WM
A3 landscape

Item Code:	Pocket Size:	Format:
KMA0PW-WM	A0	Portrait
KMA1PW-WM	A1	Portrait
KMA2PW-WM	A2	Portrait
KMA3PW-WM	A3	Portrait
KMA4PW-WM	A4	Portrait
KMA5PW-WM	A5	Portrait
KMA1LW-WM	A1	Landscape
KMA2LW-WM	A2	Landscape
KMA3LW-WM	A3	Landscape
KMA4LW-WM	A4	Landscape
KMA5LW-WM	A5	Landscape

Suction pad kits

- a highly economical solution to create powerful window and internal displays that are held in position with suction pads.
- No installation required - just assemble and fix to window.
- select from A4 or A3 pockets, portrait or landscape.
- each kit is supplied with 2 rods, 4 clear suction pads, acrylic pockets, supports and full assembly instructions.
- kits available with 3 or 4 pockets



KS3A4
3 x A4 portrait

Item Code:	Pocket Size:	No.	Format:
KS1A2-3	A2	1	Portrait
KS2A3-3	A3	2	Portrait
KS3A4-3	A4	3	Portrait
KS3A3-3	A3	3	Portrait
KS4A4-3	A4	4	Portrait
KS1A2L-3	A2	1	Landscape
KS2A3L-3	A3	2	Landscape
KS3A4L-3	A4	3	Landscape
KS3A3L-3	A3	3	Landscape
KS4A4L-3	A4	4	Landscape

3mm rod kits

- for displays that are suspended from the top.
- a floating option that allows information to be changed easily
- can be fitted to ceiling or wall
- ideal for really awkward windows
- supplied with 2m rods



Unique fitting allows the unit to be pulled away from the wall or window easily.

The bottom of the 3mm rod is supplied with a stylish black PVC end cap.

Item Code:	Pocket Size:	No.	Format:
K4A4-3	A4	4	Portrait
K3A4-3	A4	3	Portrait

Poster holders + leaflet dispensers

- choose from floor to ceiling or wall mounted
- A1 portrait or A2 landscape poster holder
- kit comes with poster holder, 2 x A4 leaflet dispensers, 5 x 1/3 A4 leaflet dispensers.



K9D


Item Code: Items:	
Floor to ceiling:	
K9D	1 x A1 poster pocket 2 x A4 dispensers 5 x 1/3 A4 dispenser 4m cable
K10D	1 x A2 poster pocket 2 x A4 dispensers 4 x 1/3 A4 dispenser 4m cable
Wall mounted:	
K9DW	1 x A1 poster pocket 2 x A4 dispensers 5 x 1/3 A4 dispenser 3m cable
K10DW	1 x A2 poster pocket 2 x A4 dispensers 4 x 1/3 A4 dispenser 3m cable

Easy access pockets - change the display within seconds.

Kits

Leaflet dispensers

Ceiling to floor kits



Item Code:	Pocket size/No. of pockets:	Format:
K1D	A4 3	Portrait
K2D	A4 3x double A4 pockets	Portrait
K3D	A5 3x treble A5 pockets	Portrait
K5D	1/3 A4 3x quadruple 1/3 A4 pockets	Portrait

Wall mounted kits




Item Code:	Pocket size/No. of pockets:	Format:
K1DW	A4 3	Portrait
K2DW	A4 3x double A4 pockets	Portrait
K3DW	A5 3x treble A5 pockets	Portrait
K5DW	1/3 A4 3x quadruple 1/3 A4 pockets	Portrait

Freestanding units

10mm rod kits

- units consist of 10mm stainless steel rods which are screwed into a steel base.
- Panel clamps support acrylic pockets or leaflet dispensers
- supplied flat packed for easy assembly
- 2000mm or 1500mm high



Item Code:	Size:
2000mm high units	
KF51P	4 x A4 portrait pockets
KF53P	3 x A3 portrait pockets
KF56DP	3 x A4 dispensers plus 1 x A4 portrait pocket
1500mm high poster holder units:	
KF50P	3 x A4 portrait pockets
KF52L	3 x A4 landscape pockets
KF53L	4 x A4 landscape pockets
1500mm high leaflet dispenser units:	
KF54D	3 x A4 single sided
KF54DD	3 x A4 double sided
KF55DP	2 x A4 single sided plus 1 x A4 portrait pocket

Large freestanding kits

- larger units with many display options using poster holders, leaflet dispensers and flat or sloping shelves
- 3 frame widths to choose from, all units 1980mm high, base 330mm diameter
- supplied flat pack with easy to follow assembly instructions
- quickFit cable supplied cut to length



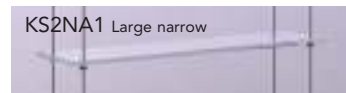
Item Code:	Size:
850mm wide frame with poster holders:	
KFR-759-A1	1 x A1 poster
KFR-759-2A2	2 x A2 posters
KFR-759-3A3	3 x A3 posters
KF12P	3 x double A4 (6 A4 pockets)
KF15P	4 x double A4 (8 A4 pockets)
KF18P	3 x triple A4 (9 A4 pockets)
KF19P	4 x triple A4 (16 A4 pockets)

Shelving

Ceiling to floor kits



- 2 x 6mm toughened safety glass shelves can be easily removed for cleaning.
- supplied with 4m cable
- add extra shelf or poster holder



Item Code:	Shelf size: w x d	Cable centres: w x d
Large:		
KS2A1	688 x 330	628 x 300
Extra additions:		
K688330	Add extra shelf	
KMA2LW	A2 landscape poster holder	
KMA1PW	A1 portrait poster holder	
Medium:		
KS2A2	514 x 330	454 x 300
Extra additions:		
K514330	Add extra shelf	
KMA3LW	A3 landscape poster holder	
KMA2PW	A2 portrait poster holder	
Small:		
KS2A3	391 x 330	331 x 300
Extra additions:		
K391330	Add extra shelf	
KMA4LW	A4 landscape poster holder	
KMA3PW	A3 portrait poster holder	
Large Narrow:		
KS2NA1	688 x 180	628 x 150
Extra additions:		
K688180	Add extra shelf	
KMA2LW	A2 landscape poster holder	
KMA1PW	A1 portrait poster holder	

Wall mounted kits



- 2 x 6mm toughened safety glass shelves can be easily removed for cleaning.
- supplied with 3m cable
- add extra shelf or poster holder



Item Code:	Shelf size: w x d	Cable centres: w x d
Large:		
KWS2A1	688 x 330	628 x 300
Extra additions:		
K688330	Add extra shelf	
KMA2LW	A2 landscape poster holder	
KMA1PW	A1 portrait poster holder	
Medium:		
KWS2A2	514 x 330	454 x 300
Extra additions:		
K514330	Add extra shelf	
KMA3LW	A3 landscape poster holder	
KMA2PW	A2 portrait poster holder	
Small:		
KWS2A3	391 x 330	331 x 300
Extra additions:		
K391330	Add extra shelf	
KMA4LW	A4 landscape poster holder	
KMA3PW	A3 portrait poster holder	
Large Narrow:		
KWS2NA1	688 x 180	628 x 150
Extra additions:		
K688180	Add extra shelf	
KMA2LW	A2 landscape poster holder	
KMA1PW	A1 portrait poster holder	

Hanging banner rails

- ideal for suspending clothing and large banners
- cables fit floor to ceiling
- supplied with 25mm hanging rails, 914mm long, height fully adjustable and 4m cables



Item Code:	No. of Rails
KB1	1
KB2	2
KBS1	1 rail + 1 glass shelf 618 x 330mm
KB1P	1 rail + 1 x A2 landscape poster pocket



Item Code:	Size:
850mm wide frame with shelves:	
K21FS	3 large flat shelves 688 x 330mm
K12FS	6 A4 sloping shelves
K14FS	6 A3 sloping shelves
1590mm wide frame with shelves:	
K20FS	6 large flat shelves 688 x 330mm

Item Code:	Size:
850mm wide frame w/ shelves & poster:	
K18FS	A1 poster holder plus 2 large flat glass shelves 688 x 330mm
1590mm wide frame w/ shelves & poster:	
K22FS	Double width 2 x A1 poster holder plus 4 large flat glass shelves 688 x 330mm

Item Code:	Size:
2 x 850mm wide, hinged frame with leaflet dispensers	
Single sided:	
KAF2-30D	6 x triple 1/3 A4 (30 1/3 A4 pockets) plus 2 x double A4 (4 A4 pockets)
Double sided:	
KAF2-30DD	6 x triple 1/3 A4 (60 1/3 A4 pockets) plus 2 x double A4 (8 A4 pockets)

Sign Systems



All you need to create high impact signs -

Wall mounted supports

Suspended signs

Directional signs

Banner displays

Acrylic panels and poster holders

Projecting signs

Hook-on presentations

Show off your signs with elegant illumination

Instant solutions for exhibition signage

Wall-mounted sign supports

- hold signs away from the wall
- enhance appearance
- easy to keep clean

Supports for panels/signs with holes

12mm diameter supports*



WM12
20mm length

Item Code:	Finish:	Panel hole size:	Panel thickness:	Requires screw size:
WM12	Satin Chrome	9mm	up to 12mm	No. 6

16mm diameter supports*



WM19 - Flush Cap
Designed to be used with a screw to mount a panel flat on the wall

WM19	Satin Chrome	6mm	-	No. 10
------	--------------	-----	---	--------



WM05
14mm length

WM05	Satin Chrome	6mm	up to 6mm	No. 10
------	--------------	-----	-----------	--------



WM05-13
25mm length

WM05-13	Satin Chrome	6mm	up to 13mm	No. 10
---------	--------------	-----	------------	--------



WM05L-20
40mm length

WM05L-20	Satin Chrome	6mm	up to 20mm	No. 10
----------	--------------	-----	------------	--------



WM18
25mm length
Supplied with a 19mm cap

WM18	Satin Chrome	6mm	up to 13mm	No. 10
------	--------------	-----	------------	--------

25mm diameter supports*



WM15
25mm length

Item Code:	Finish:	Panel hole size:	Panel thickness:	Requires screw size:
WM15	Satin Chrome	12mm	6-20mm	No. 10



WM16
50mm length

WM16	Satin Chrome	12mm	6-20mm	No. 10
------	--------------	------	--------	--------



WM17 75mm length

WM17	Satin Chrome	12mm	6-20mm	No. 10
------	--------------	------	--------	--------

* Components shown actual size

Standard finish satin chrome, all other finishes on request

Full dimensions - p51

All components shown on this page are in Satin Chrome finish. Most components are also available in the following finishes:



Wall-mounted supports

Aluminum Supports for panels/signs with holes

Everyday Value Range



Item Code:	Diameter:	Panel hole size:	Panel thickness:	Requires screw size:
WM12/AL	12mm	9mm	up to 9mm	No. 6
WM21/AL	16mm	12mm	up to 9mm	No. 8
WM22/AL	16mm	12mm	up to 9mm	No. 8

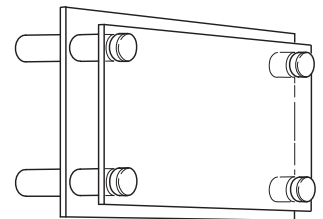
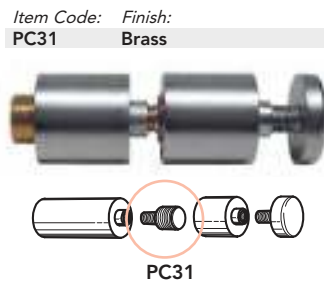
Item Code:	Diameter:	Panel hole size:	Panel thickness:	Requires screw size:
WM19/AL	16mm	N/A	N/A	No. 6
WM24/AL	25mm	N/A	N/A	No. 8

Accessories for panels/signs with holes

Support joiner/panel spacer



- make a strong design statement with one panel in front of another to create a double-depth sign
- takes a panel up to **6mm** thick
- also use to join two supports together to achieve required length
- invisible when in use



Supports for panels without holes

Panel support



- for signs, panels or acrylic pockets up to **7mm** thick
- locks to any angle
- ideal to use with easy access pockets (page 36)



Plastic Spacer



- enables a sign, panel or acrylic pocket to be fitted without a hole. Designed for use with **16mm** diameter fittings
- available in 2 sizes: **2mm** & **3mm** thick
- saves time and money, as there is no need to drill panels
- clean appearance as no visible screw



Four way spacer



- allows multiple panels to be butted closely together.
- holds panel on corner
- takes panels up to **6mm** thick



Wall-mounted supports

Clamps for signs/shelves

Project 19mm from wall

- supports that can be used vertically for signs or horizontally to support shelves
- available in 2 sizes to hold signs/shelves up to **10mm** thick

For signs/shelves up to **7mm** thick

Item Code: Finish:

WM01 Satin Chrome

For signs/shelves up to **10mm** thick

Item Code: Finish:

WM02 Satin Chrome



WM01

WM02

Project 5mm from wall

- supports that can be used vertically for signs or horizontally to support shelves
- available in 2 sizes to hold signs/shelves up to **10mm** thick

For signs/shelves up to **7mm** thick

Item Code: Finish:

WM03 Satin Chrome

For signs/shelves up to **10mm** thick

Item Code: Finish:

WM04 Satin Chrome



WM03

WM04

Hooks

Hook


- for panels up to **3mm** thick with holes

Item Code: Finish:

WM06 Satin Chrome



Support for wooden sign or shelf



Use vertically to support signs

Use horizontally to support shelves

- support that can be used vertically for signs or horizontally to support shelves
- can be locked to any angle
- for glass shelves add P08 retaining screw

Item Code: Finish:

WM10 Satin Chrome

Retaining screw



- to hold glass shelf or sign fitted with WM10
- holds 6mm thick as standard
- plastic insert to protect glass
- hole **6mm** dia, 12mm from edge

Item Code: Finish:

P08 Satin Chrome

Decorative wall plate



- decorative plate that can be positioned under any standard wall mount or sign support
- creates an up-market appearance and provides added strength to the installation
- **38mm** diameter

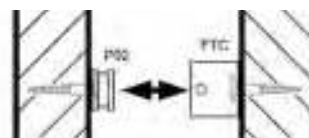
Item Code: Finish:

P01 Satin Chrome

Fixing panel to wall



- screw fix panel to wall
- **12.5mm** spacer



Item Code: Finish:

KPP-1 Satin Chrome

Cable Systems



Choose from 1.5mm or 3mm thick galvanised steel cables - will not fray, kink or mark, unlike stainless steel

1.5mm cable supports up to 120kg, 3mm cable up to 200kg

Designed and manufactured to the highest possible standards of quality

Extensive range of components and accessories ensures complete design flexibility

Low-voltage lighting can be fully integrated onto cable systems

Stylish yet discreet design

Easy to install, with an installation service available if required

Available in standard finish - satin chrome. Polished chrome, brass and special finishes are available on request

Lifetime guarantee on all metal components



1.5mm cable - fitting options

Ceiling to floor

- the basic kit for fixing between ceiling and floor
- includes top and bottom fittings, 4m of cable and spring tensioner
- also available with insulated cable for use with lighting on exhibition stands



Item code: Finish:
CA4 Satin Chrome

With insulated cable:
CA4S Satin Chrome

Ceiling to wall

- ideal for supporting signs and graphics
- includes top and bottom fittings, spring tensioner and 3m cable



Item code: Finish:
CCW Satin Chrome

Wall to wall

- use for suspending signs and graphics
- includes top and bottom fittings, spring tensioner and 3m cable



Item code: Finish:
CWW Satin Chrome

Wall to floor

- use for suspending signs and graphics
- includes top and bottom fittings, spring tensioner and 3m cable



Item code: .
CWF Satin Chrome

Angled top and bottom

- use on sloping or flat surfaces
- includes top and bottom fittings, spring tensioner and 4m cable



Item code: Finish:
Angled top to angled bottom:
CAA Satin Chrome

Angled top to regular bottom fitting:
CAF Satin Chrome



K3A4L K3A4

Item code: Item:
K3A4L Kit
K3A4 Kit





Standard finish satin chrome, all other finishes on request



KW2A3 KW2A3L

Item code: Item:
KW2A3 Kit
KW2A3L Kit

All cables can be supplied in longer lengths.

Polished Chrome:  Polished Brass: 

1.5mm cable - fitting options

Ceiling suspended fittings

Ceiling fitting supplied with 2m long cable

- ideal for supporting signs



Item Code: *Finish:*
C2 Satin Chrome

Top cable fitting and panel clamp

- 2m long cable with top fitting and panel clamp to take up to 7mm or 10mm thick panel
- ideal for supporting signs



For panels up to 7mm thick

Item Code: *Finish:*
KC2-CG05 Satin Chrome

For panels up to 10mm thick

Item Code: *Finish:*
KC2-CG05-10 Satin Chrome



Ceiling fitting with cable and weight

- top fitting with 4m long cable and bottom weight measuring 100mm h x 30mm dia. Weight 0.55kg
- weight ensures taut cable for signs and banners



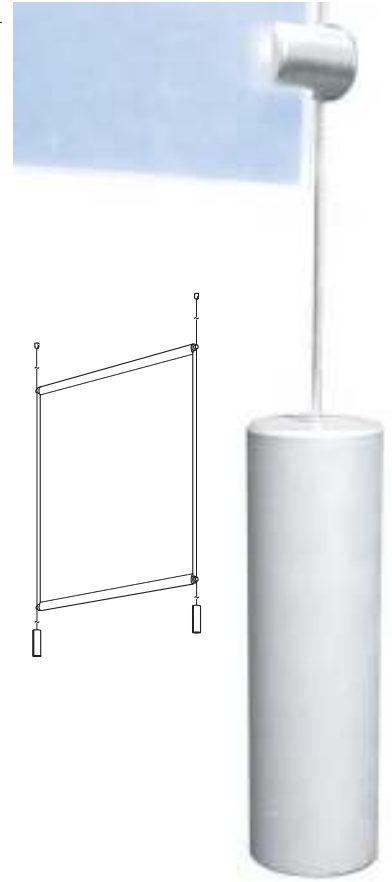
Item Code: *Finish:*
CCT Satin Chrome

Angled ceiling fitting with cable and weight

- wall mounted support with adjustable angle. Weight 0.55kg
- weight ensures taut cable for signs and banners



Item Code: *Finish:*
CAT Satin Chrome



Ceiling fixing with 2 panel clamps

- 2m long cable with top fitting and panel clamps to take up to 7mm thick panel
- Will support up to 120kg
- ideal for hanging signs and banner rails



Item Code: *Finish:*
KC2-CG01 Satin Chrome

Quick fit cable



- cable design to be used with channel top and bottom
- includes 4m of cable, 2 quick fit toggles & spring tensioner

NB Not to be used with lighting

Item Code: *Finish:*
CQQ Satin Chrome

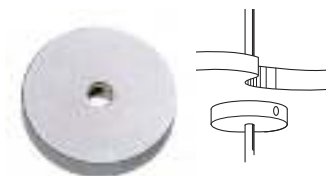
Extra strong ceiling/wall fitting



- can be used with any standard ceiling fitting or wall mount

Item Code: *Finish:*
HDS Satin Chrome

Decorative cover disc - thread through



- can be used with any standard cable or 3mm rod
- use below false ceiling to hide hole, giving a professional finish

Item Code: *Finish:*
CD-4 Satin Chrome

Decorative support plate





- can be used with any standard ceiling fitting or wall mount

Item Code: *Finish:*
P01-PC01 Satin Chrome

Full dimensions - p51

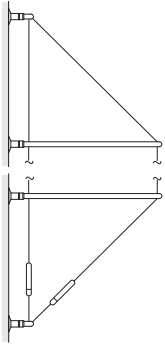
Standard finish satin chrome, all other finishes on request

Polished Chrome:  Polished Brass: 

1.5mm cable - fitting options

Double cable fittings

- available in 150mm and 300mm cable centres
- creates a stylish support for shelving and graphics



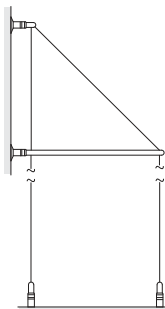
Wall to wall fittings with two 3m cables

150mm cable centres

Item Code: *Finish:*
C2WW-15 **Satin chrome**

300mm cable centres

Item Code: *Finish:*
C2WW-30 **Satin chrome**



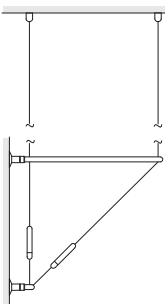
Wall to floor fittings with two 3m cables

150mm cable centres

Item Code: *Finish:*
C2WF-15 **Satin chrome**

300mm cable centres

Item Code: *Finish:*
C2WF-30 **Satin chrome**




Ceiling to wall fittings with two 3m cables

150mm cable centres



Item Code: *Finish:*
C2CW-15 **Satin chrome**

300mm cable centres

Item Code: *Finish:*
C2CW-30 **Satin chrome**





KWS2A1 - see website for full range of shelving kits



Full dimensions - p51

All cables can be supplied in longer lengths.

Polished Chrome:  Polished Brass: 

Panel clamps - 1.5mm cable

Vertical clamps

For panels up to 4mm thick:



Item Code: Finish:
Single
 CG03 Satin Chrome
Double
 CG04 Satin Chrome

For panels up to 7mm thick:



Item Code: Finish:
Single
 CG01 Satin Chrome
Double
 CG02 Satin Chrome

For panels up to 12.7mm thick:



Item Code: Finish:
 CG14 Satin Chrome

For panels up to 12.7mm thick with holes:



- with insert for holes. Supports two 6mm thick glass panels with poster between.

Item Code: Finish:
 CG08 Satin Chrome


Multi-position clamps - can be locked at any angle

For panels up to 7mm thick:



Item Code: Finish:
Single
 CG11 Satin Chrome
Double
 CG21 Satin Chrome

For panels up to 10mm thick:



Item Code: Finish:
Single
 CG13 Satin Chrome
Double
 CG23 Satin Chrome

Clamps for wide panels - top/bottom clamps for panels wider than the distance between cables

For panels up to 7mm thick:



Item Code: Finish:
 CG09 SatinChrome

Multi-position clamps for panels up to 7mm thick:





- can be locked into any position

Item Code: Finish:
Single
 CG12 Satin Chrome
Double
 CG22 Satin Chrome

Full dimensions - p51

Standard finish satin chrome, all other finishes on request

Polished Chrome:  Polished Brass: 

Panel supports - 1.5mm cable

Supports for panels with holes

For panels 5-6mm thick



- hole size **6mm** diameter
- supports for panels up to **20mm** thick available on request

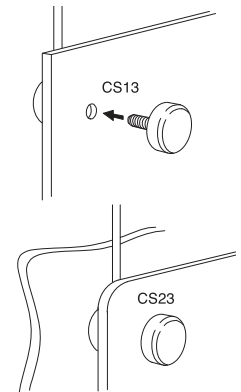
Item Code: Finish:

Single
CS13 Satin Chrome

Double
CS23 Satin Chrome



CS13 & CS23
for extra thick panels up to 20mm, specify size required.
Add £1.00 to price shown.
Ref example: CS13/S



Supports for screw fix panels



Support

- support for any item fitted with boss fitting - see P02

Item Code: Finish:

Single
CS03 Satin Chrome

Double
CS04 Satin Chrome



P02 Boss

- Boss for use with supports CS03/CS04
- use with up to No. 10 countersunk wood screw or bolt

Item Code: Finish:

P02 Nickel

P02-2 Boss


- as above, but double sided, to attach two components together

Item Code: Finish:

P02-2 Nickel

Hooks

Hook for panels up to 3mm thick with holes



Item Code: Finish:

Single
CH01 Satin Chrome

Double
CH02 Satin Chrome



Nylon tip screws



All panel and shelving clamps are supplied with nylon tip as standard*



- nylon tip protects glass and acrylic

* except CG03, CG04

For spare screws see page 24

Full dimensions - p51

Standard finish satin chrome, all other finishes on request

Polished Chrome:  Polished Brass: 

Shelf supports - 1.5mm cable

Under-shelf support



- locates under shelf
- inconspicuous
- for drilled and slotted shelf
- shelf hole size **10mm**, slot width **2mm**

Item Code: Finish:
CS01 Satin Chrome



Supports for wooden or glass shelves

Shelf support



- adjustable to any angle of slope
- can be locked into position
- for glass shelves add ref. P08 (see right)

Item Code: Finish:
Single CS11 Satin Chrome

Double CS21 Satin Chrome

Screw to retain glass shelves



- Used with CS11 or CS21 to hold **6mm** thick as standard
- flush finish
 - plastic insert to protect glass
 - hole **6mm** dia, **6mm** thick glass
 - hole **12mm** from the edge of glass

Item Code: Finish:
P08 Satin Chrome

Clamps for glass shelves

Clamp for glass shelves up to 7mm thick



- for glass shelves without holes

Item Code: Finish:
Single CG06 Satin Chrome

Double CG07 Satin Chrome

Clamp for glass shelves up to 12.7mm thick




- for glass shelves without holes

Item Code: Finish:
CG15 Satin Chrome

Multi-position clamps for glass shelves

Multi-position clamp for glass shelves up to 7mm thick




- adjustable to any angle
- can be locked into position

Item Code: Finish:
Single CG11 Satin Chrome

Double CG21 Satin Chrome

Multi-position clamp for glass shelves up to 10mm thick




- adjustable to any angle
- can be locked into position

Item Code: Finish:
Single CG13 Satin Chrome

Double CG23 Satin Chrome

Full dimensions - p51

Standard finish satin chrome, all other finishes on request



Shelf & rod supports - 1.5mm cable

Supports to hold rods

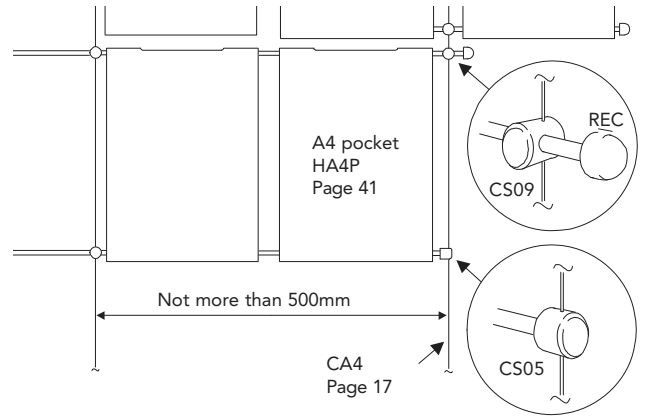
Rod support

Single



- for 6mm diameter rods
- rods will hold acrylic pockets, leaflet holders, banners & graphics

<i>Item Code: Finish:</i>	
Single	
CS05	Satin Chrome
Double	
CS06	Satin Chrome



Rod support - fixed position



- to hold 6mm rod

<i>Item Code: Finish:</i>	
CS09	Satin Chrome

Rod support - Multi-position



- to hold 6mm rod
- can be locked in any position

<i>Item Code: Finish:</i>	
CS07	Satin Chrome

See page 43 for Acrylic Hook-on Accessories

Unthreaded rod - 6mm dia



<i>Item Code: Finish:</i>	
0.5m rod	
R500P	Satin Chrome
R1000P	Satin Chrome

Rod end caps




<i>Item Code: Finish:</i>	
End cap for 6mm rod	
REC	Satin Chrome
Black PVC end cap for 6mm rod	
REC-P/BL	Black



KHA4D
Includes 1m of 6mm rod with wall-mounted supports and 4 A4 portrait hook-on easy access pockets

Full dimensions - p51

Standard finish satin chrome, all other finishes on request



Cable & panel clamps - 3mm cable

3mm cable

4m cable with ceiling to floor fixings

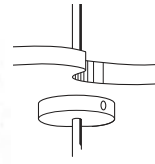


3mm cable supports up to 200kg, giving all the advantages of a robust appearance with the smallest size supports on the market. Fittings have the same cable centres as 1.5mm cable. See page 22 for installation accessories.

- includes spring loaded tensioner
- the basic kit for fixing between ceiling and floor
- all cables can be supplied in longer lengths

Item Code: *Finish:*
CA4-3 Satin Chrome
 Add 75p for each extra metre of cable

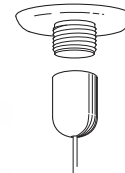
Decorative cover disc - thread through



- can be used with any standard cable or 3mm rod
- use below false ceiling to hide hole, giving a professional finish

Item Code: *Finish:*
CD-4 Satin Chrome

Decorative support plate



- can be used with any standard ceiling fitting or wall mount

Item Code: *Finish:*
P01-PC01 Satin Chrome

Vertical clamps

For panels up to 7mm thick



Item Code: *Finish:*
CG01-3 Satin Chrome

For panels up to 12.7mm thick



Item Code: *Finish:*
CG14-3 Satin Chrome

Clamps for wide panels - Top/bottom supports for panels wider than the distance between cables

Single



Double



- adjustable to any angle
- can be locked into position

Item Code: *Finish:*
Single
CG12-3 Satin Chrome

Double
CG22-3 Satin Chrome

Supports for panels with holes

For panels 5-6mm thick

Single

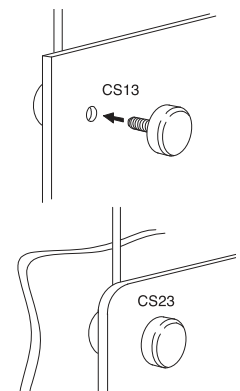


- hole size **6mm** diameter
- supports for panels up to **20mm** thick available on request

Item Code: *Finish:*
Single
CS13-3 Satin Chrome



Double
CS23-3 Satin Chrome

Double



Full dimensions - p51

Standard finish satin chrome, all other finishes on request

Polished Chrome:  Polished Brass: 

Panel & shelf supports - 3mm cable

Multi-position clamps for panels and shelves

For panels up to 7mm thick



For panels up to 10mm thick



Clamp for glass shelves

For panels up to 12.7mm thick



Under-shelf support

- locates under shelf
- shelf is drilled - hole size **10mm**
- inconspicuous



Item Code: Finish:
CS01-3 Satin Chrome

Supports for wooden or glass shelves

Shelf support



Screw to retain glass shelves

- Used with CS11-3 or CS21-3 to hold **6mm** thick as standard
- flush finish
 - plastic insert to protect glass
 - hole **6mm** dia, **6mm** thick glass
 - hole **12mm** from the edge of glass



Item Code: Finish:
P08 Satin Chrome

Supports for screw fix panels



Hooks

Hook for panels up to 3mm thick with holes



Full dimensions - p51

Standard finish satin chrome, all other finishes on request

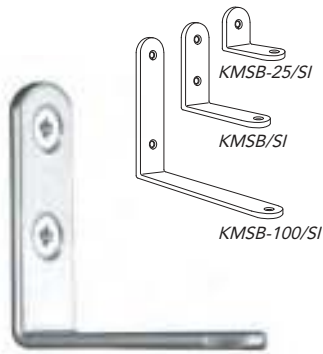


Installation accessories

for cable & rod installations

Brackets

Single wall bracket




- available in 3 sizes
- all units can be fitted to the wall using up to no 10 screws
- supplied with nut and bolt to connect cable/rod to bracket

Size:
KMSB-25/SI: 30mm height, 35mm depth, cable fixing: 25mm from wall
KMSB/SI: 60mm height, 60mm depth, cable fixing: 50mm from wall
KMSB-100/SI: 110mm height, 110mm depth, cable fixing: 100mm from wall

Item Code:	Finish:
KMSB-25/SI	Silver
KMSB/SI	Silver
KMSB-100/SI	Silver

Triangular wall bracket



- supplied with 2 nuts and bolts to connect cables/rods to bracket
- supports 2 cables/rods 300mm apart
- hi-tech appearance
- can be used as a canopy or sign support

Size: 350mm height, 350mm depth, cables/rods project 40mm and 340mm from the wall

Item Code:	Finish:
KMDB/SI	Silver

Channels and toggle fittings



Dovetail channel

Rebate channel

3m dovetail channel

- for ceiling, floor or wall mounting
- makes cables/rods fully moveable
- stylish appearance
- NB order suitable toggle to connect cable/rod to the channel (see below)

Item Code:	Finish:
ACD	3m Silver
ACD-2	2m silver
ACD-1	1m silver

3m rebate channel

- for rebating into floor or shelves with a flush finish
- makes cables/rods fully moveable
- NB order suitable toggle to connect cable/rod to the channel (see below)

Item Code:	Finish:
AC	Silver

3m double sided channel



- for wall mounting with wall brackets and toggles

Item Code:	Finish:
ACL	Silver

Quick fit cable



- cable design to be used with channel top and bottom
- includes 4m of cable, 2 quick fit toggles & spring tensioner

NB Not to be used with lighting

Item Code:	Finish:
CQQ	Satin Chrome

Toggle



AT

Item Code:	Finish:
AT	Silver

Easy fit toggle



K1008S-M5

- for fixing cables/rods to channels
- can be used with all top and bottom fittings
- supplied complete with allen key, 12mm and 14mm long screws

Item Code:	Finish:
K1008S-M5	Silver

Quick fit toggle



- brass toggle that screws into the top end of a cable/rod or wall fitting
- fits directly into almost any make of channel
- invisible when used

Item Code:	Finish:
PC01-Q	Brass for cable
PR01-Q	Brass for rod

Isolators

Add isolators when using channel or installing into metal ceilings or floors

Top isolator

- Black nylon for cables, white nylon for rods

Top isolator

Code:	
PC01/I	For cables
PR01/I	For rods



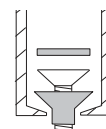
Top Isolator

Bottom isolator

- in 3 nylon sections

Bottom isolator

Code:	
SP/IS	For cables & rods



Bottom Isolator

In-line rod isolator

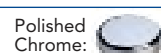
- insert when metal accessories touch both rods to avoid fusing

In-line isolator

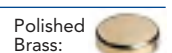
Code:	
LIJ	For 6mm rods



Full dimensions - p51



Polished Chrome:



Polished Brass:

Channel installation ideas for cable & rod installations



Channel solves many installation challenges:

- use channel when you wish to change the poster sizes and need different cable/rod centres
- use channel to create a feature area
- use channel to bring the display away from the wall or window
- use channel to bridge over a poor fixing area
- channel allows tremendous fixing flexibility. You can position cables anywhere along their length

Bottom rod fitting with AT toggle



ACL channel with quick fit cable (ref: CQQ)

Tools and spares

Cleaners



Acrylic cleaner

- anti-static, polycarbonate, smear free

Item Code:

CL.5/A 500ml

NB: solvent based cleaners (such as polish) will mark and possibly craze or damage acrylic, so we strongly recommend you use this acrylic cleaner

Tools



Allen keys

- ensure you have the correct allen key for your support - see page 51

Item Code: Size:

AK1.5	1.5mm
AK2.0	2.0mm
AK2.5	2.5mm
AK3.0	3.0mm
AK4.0	4.0mm
AK5.0	5.0mm
AK6.0	6.0mm

Screws and fixings

Small screws

- for use with WM12

Item Code:

WS6X1	No. 6 x 1
WS6X1.5	No. 6 x 1.5

Screws for channel

- use to install channel to ceiling/floor

Item Code:

WS8X1	No. 8 x 1
WS8X1.5	No. 8 x 1.5

Screws for cable/rod

- use to install cables/rods

Item Code:

WS10X1	No. 10 x 1
WS10X1.5	No. 10 x 1.5

- minimum order quantity - 100



Grubscrews for fittings

- spare grubscrews for use with fittings



Item Code:

P13G/S	M3 x 3mm
P12	M3 x 6mm
P11	M5 x 6mm
P16	M4 x 6mm
P18	M4 x 4mm

Nylon tipped screws

- protects glass and acrylic



Item Code:

P10	M6 x 10mm
-----	-----------

Interset

- use to fix into plasterboard on ceilings or walls



Item Code:

IS545	M5 x 45mm
-------	-----------

Wallplugs

- for 8-10mm screws



Item Code:

WPR	Red
-----	-----

Miscellaneous

Bare cable

- 1.5mm diameter cable
- available in 5 lengths
- supplied with copper crimps

Item Code: Length:

BC1	1m
BC2	2m
BC3	3m
BC4	4m
BC5	5m

Pictures for illustrations only

Full dimensions - p51

NO RESPONSIBILITY IS TAKEN FOR USING THE INCORRECT FIXING IN THE WALL/CEILING. IF IN DOUBT - PLEASE ASK.

Rod Systems



Ceiling fitting



Cover cap



Rod



Bottom Cover



Floor fitting



3mm rods support up to 60kg

6mm & 10mm rods can support up to 200kg

Greater stability than the cable systems, with a dynamic yet elegant look

Designed and manufactured to the highest possible standards of quality

Life time guarantee on all metal components

Extensive range of components and accessories ensure complete design flexibility

Ideal for vertical and horizontal presentations

Easy to install with an installation service available if required

Available in standard finish - satin chrome. Polished chrome, brass and special finishes are available on request

3mm rod - fitting options

Ceiling to floor fitting...

Screw fix to ceiling/floor

- designed for use where displays are not changed often or where there is plenty of access to change posters
- fittings screw directly into ceiling/floor
- supplied with 3m long rod, threaded at both ends



Item Code: *Finish:*
RBCF3 Satin Chrome

Toggle fitting to fit into channel

- for fast, flexible installations, use this toggle option
- displays fitted into channel can be easily relocated to take different poster sizes
- faster to install on difficult ceilings
- supplied with 3m long rod, threaded at both ends




Item Code: *Finish:*
RBTF3 Satin Chrome

Suspended rods - from wall or ceiling


Suspend from ceiling or wall with ball bearing fitting

- fitting available with or without toggle
- either screws directly into wall or ceiling or order fitting with toggle to fit into channel or freestanding units.
- ideal for display windows, close to the glass
- allows the display to be moved at an angle, giving access for window cleaning and changing displays
- highly practical fitting with end cap
- perfect for displays that are changed frequently

RB1 standard fitting



RBT1 with AT toggle for fixing into channel



Screw-in fitting:

Item Code:	Finish:	Rod Length
RB1	Satin Chrome	1m
RB2	Satin Chrome	2m
RB3	Satin Chrome	3m

With quick fit toggle fitting for use in channels:

Item Code:	Finish:	Rod Length
RBT1	Satin Chrome	1m
RBT2	Satin Chrome	2m
RBT3	Satin Chrome	3m

See page 22 for channel options
See page 48 for freestanding frames



Clamps - 3mm rod

Vertical clamps

For panels up to 4mm thick



- non-removable panel clamp for panels up to 4mm thick

Item Code: Finish:

Single	
CG03-3	Satin Chrome
Double	
CG04-3	Satin Chrome



For panels up to 7mm thick:



Item Code: Finish:

CG01-3	Satin Chrome
--------	--------------

For panels up to 12.7mm thick:



Item Code: Finish:

CG14-3	Satin Chrome
--------	--------------



Multi-position clamps for panels and shelves

For panels up to 7mm thick



- adjustable to any angle
- can be locked into position

Item Code: Finish:

Single	
CG11-3	Satin Chrome
Double	
CG21-3	Satin Chrome

For panels up to 10mm thick




- adjustable to any angle
- can be locked into position

Item Code: Finish:

Single	
CG13-3	Satin Chrome
Double	
CG23-3	Satin Chrome

Clamps for wide panels



- Top/bottom supports for panels wider than the distance between cables
- adjustable to any angle
- can be locked into position

Item Code: Finish:

Single	
CG12-3	Satin Chrome
Double	
CG22-3	Satin Chrome

Supports for panels with holes

For panels 5-6mm thick



- hole size 6mm diameter
- supports for panels up to 20mm thick available on request

Item Code: Finish:

Single	
CS13-3	Satin Chrome
Double	
CS23-3	Satin Chrome

Supports - 3mm rod

Multi-position supports to hold rods

Support to hold 6mm rods



- holds **6mm** diameter rod at any angle
- rods will hold acrylic pockets, leaflet holders, banners & graphics
- can be locked into position

Item Code: Finish:
RR01-3/6 Satin Chrome

Support to hold 10mm rods



- holds **10mm** diameter rod at any angle
- can be locked into position

Item Code: Finish:
RR01-3/10 Satin Chrome

Hooks

Hook for panels up to 3mm thick with holes



Item Code: Finish:
Single
CH01-3 Satin Chrome
Double
CH02-3 Satin Chrome



Under-shelf support



- locates under shelf
- for shelf with **10mm** hole
- shelf is drilled
- inconspicuous

Item Code: Finish:
CS01-3 Satin Chrome

Clamp for glass shelves



For panels up to **12.7mm** thick

Item Code: Finish:
CG15-3 Satin Chrome

Rod support for 6mm rod



- for 6mm diameter rods
- rods will hold acrylic pockets, leaflet holders, banners & graphics

Item Code: Finish:
CS05-3 Satin Chrome

Supports for screw fix panels




- Support for any item fitted with boss fitting P02
- perfect to support hanging rails

Item Code: Finish:
CS03-3 Satin Chrome

Item Code: Finish:
P02 Nickel

Supports for wooden or glass shelves

Shelf support



- adjustable to any angle of slope
- can be locked into position
- for glass shelves add ref. P08 (see right)

Item Code: Finish:
Single
CS11-3 Satin Chrome
Double
CS21-3 Satin Chrome

Screw to retain glass shelves



- Used with CS11-3 or CS21-3 to hold **6mm** thick as standard
- flush finish
- plastic insert to protect glass
- hole **6mm** dia, **6mm** thick glass
- hole **12mm** from the edge of glass

Item Code: Finish:
P08 Satin Chrome

6mm rod - fitting options

6mm rods and end caps

Threaded rod - both ends



- 1.5m rod, left hand threaded at both ends
- rods can be joined together

Item Code: Finish:
R1500 Stainless steel

Threaded rod - one end only



- 0.5m rod, left hand threaded at one end, domed at the other

Item Code: Finish:
R500 Stainless steel

Unthreaded rod



- available in 0.5m and 1m lengths

Item Code: Finish:
0.5m
R500P Stainless steel

1m
R1000P Stainless steel

Rod end caps



Item Code: Finish:
End cap for 6mm rod
REC Satin Chrome



Black PVC end cap for 6mm rod
REC-P/BL Black

Rod fitting options

Top/bottom fitting for rods



Item Code: Finish:
RAS Satin Chrome

Angled top fitting plus bottom floor fitting



- adjustable through 180°, the top fitting can be fixed to a horizontal, vertical or sloping surface

Item Code: Finish:
RAAS Satin Chrome

Rod ceiling fittings



Screw fit Push fit

- available as screw fit - use with threaded rod or push fit with grub screw

Item Code: Finish:
Screw fit
RS Satin Chrome

Push fit
RP Satin Chrome

Angled fittings




- available as screw fit - use with threaded rod or push fit with grub screw
- adjustable through 180°

Item Code: Finish:
Screw fit
RSA Satin Chrome

Push fit
RPA Satin Chrome

Wall fitting - projects 24mm



- use vertical or horizontal
- use up to no.10 screw to fix

Item Code: Finish:
WM11 Satin Chrome

Wall/panel fitting - projects 10mm




- use vertical or horizontal
- support to be used with Boss ref. P02
- minimum panel thickness 12mm
- use up to no. 8 screw to fix

Item Code: Finish:
RS03 Satin Chrome

P02 Nickel

See page 39 for Acrylic Hook-on Accessories and page 45 for Hook-on Shelves

Full dimensions - p51



Panel clamps - 6mm rod

Vertical clamps

For panels up to 7mm thick:



Item Code:	Finish:
Single RG01	Satin Chrome
Double RG02	Satin Chrome

For panels up to 7mm thick - non-removable

- supports signs from the side



Item Code:	Finish:
RGN01	Satin Chrome

Multi-position clamps

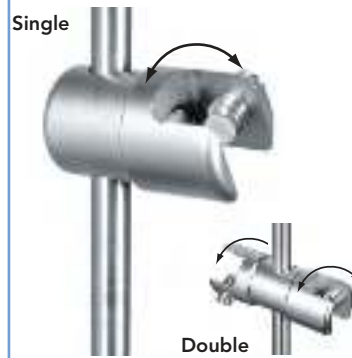
For panels up to 7mm thick:



- adjustable to any angle
- can be locked into position

Item Code:	Finish:
Single RG11	Satin Chrome
Double RG21	Satin Chrome

For panels up to 10mm thick



- adjustable to any angle
- can be locked into position

Item Code:	Finish:
Single RG13	Satin Chrome
Double RG23	Satin Chrome

Multi-position clamps for wide panels

For panels up to 7mm thick:



- top/bottom clamps for panels wider than the distance between rods
- adjustable to any angle
- can be locked into position

Item Code:	Finish:
Single RG12	Satin Chrome
Double RG22	Satin Chrome



Supports for panels with holes

For panels 5-6mm thick:



- to hold standard panels **5-6mm** thick
- hole size **6mm** diameter
- supports for panels up to **20mm** thick are also available
- see ordering information on the right

Item Code:	Finish:
Single RS13	Satin Chrome
Double RS23	Satin Chrome

RS13 & RS23
for extra thick panels up to 20mm, specify size required.
Ref example:
RS13/S

Full dimensions - p51



Supports - 6mm rod

Supports for screw fix panels



Support

- support for any item fitted with boss fitting P02 - see right

Item Code: Finish:

Single
RS03 Satin Chrome

Double
RS04 Satin Chrome



P02 Boss

- Boss for use with supports RS03/RS04
- use with up to No. 10 countersunk wood screw or bolt

Item Code: Finish:
P02 Nickel



P02-2 Boss

- as above, but double sided, to attach two components together

Item Code: Finish:
P02-2 Nickel

Sign support

For panels up to 7mm thick



- Supports signs from above

Item Code: Finish:
RG05 Satin Chrome

Light weight card signs only (sign should weigh 200g max.)
See page 14 for heavy sign systems.



RG05 Hanging Sign System

- Includes sign support, 6mm rod and top fitting


Item Code: Finish:
For 0.5m rod
KR500-RG05 Satin Chrome

For 1.5m rod
KR1500-RG05 Satin Chrome



Hooks

Hook for panels up to 3mm thick with holes



Item Code: Finish:
Single
RH01 Satin Chrome

Double
RH02 Satin Chrome



Under-shelf support





- locates under shelf
- shelf requires 10mm diameter hole
- non-removable support

Item Code: Finish:
Single
RS01 Satin Chrome




Full dimensions - p51

Polished Chrome:  Polished Brass: 

Shelf supports - 6mm rod

Supports for wooden or glass shelves

Shelf support



- adjustable to any angle of slope
- can be locked into position
- for glass shelves add ref. P08 (see right)

Item Code: Finish:

Single
RS11 Satin Chrome

Double
RS21 Satin Chrome

Screw to retain glass shelves




- Used on on RS11 or RS21 to hold **6mm** thick as standard
- flush finish
 - plastic insert to protect glass
 - hole **6mm** dia, **6mm** thick glass
 - hole **12mm** from edge of glass

Item Code: Finish:

P08 Satin Chrome

Clamps for glass shelves and panels

Clamp for glass shelves up to 7mm thick



- for glass shelves without holes

Item Code: Finish:


Single
RG06 Satin Chrome

Double
RG07 Satin Chrome



Multi-position clamps for glass shelves and panels

Multi-position clamp for glass shelves and panels up to 7mm thick



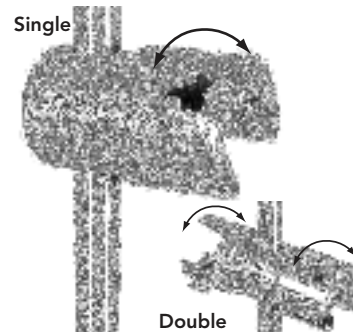
- adjustable to any angle
- can be locked into position

Item Code: Finish:

Single
RG11 Satin Chrome

Double
RG21 Satin Chrome

Multi-position clamp for glass shelves and panels up to 10mm thick



- adjustable to any angle
- can be locked into position

Item Code: Finish:

Single
RG13 Satin Chrome

Double
RG23 Satin Chrome

Supports to hold rods

Rod support




- for **6mm** diameter rods
- rods will hold acrylic pockets, leaflet holders, banners & graphics etc

Item Code: Finish:

Single
RS05 Satin Chrome

Double
RS06 Satin Chrome

Rod support - Multi-position



- to hold **6mm** rod
- support for rods at any angle
- can be locked into position

Item Code: Finish:

RR01 Satin Chrome

See page 29 for 6mm Diameter Rods

See page 39 for Acrylic Hook-on Accessories

Full dimensions - p51

Polished Chrome:

Polished Brass:

10mm rod - fitting options

10mm threaded rod

Threaded rod - both ends



- 10mm rod, right hand threaded
- available in .5m, 1m and 1.5m lengths

Item Code: Finish:
 R1500-10 Stainless steel
 R1000-10 Stainless steel
 R500-10 Stainless steel

Rod end caps



Item Code: Finish:
 End cap for 10mm rod
 REC-10 Satin Chrome

Rod fitting options

Top/bottom fitting



Item Code: Finish:
 RAS-10 Satin Chrome

Ceiling fitting



- screw fix for use with threaded rod

Item Code: Finish:
 RS-10 Satin Chrome

Wall mounted fittings - vertical or horizontal

- wall mounted fixing to hold the rod 27mm from the wall



Item Code: Finish:
 WM11-10 Satin Chrome

- wall mounted fixing to hold the rod 50mm from the wall
- ideal for use with narrow shelves



Item Code: Finish:
 WM11L-10 Satin Chrome

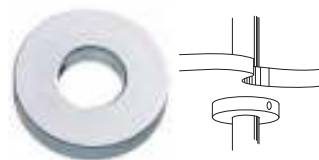
In-line connector



- allows a 6mm horizontal rod to be fitted flush to the vertical 10mm rod

Item Code: Finish:
 RC10-6 Satin Chrome

Decorative cover disc - thread through



- can be used with any standard 6mm or 10mm diameter rod
- use below false ceiling to hide hole, giving a professional finish

Item Code: Finish:
 CD-10 Satin Chrome

Extra strong ceiling/wall fitting



- heavy duty ceiling/wall support with 3 screw holes for extra secure fixing

Item Code: Finish:
 HDS Satin Chrome

Decorative support plate



- can be used with any standard ceiling fitting or wall mount


Item Code: Finish:
 P01-PC01 Satin Chrome

NB: All 10mm rod fittings shown here are NON-REMOVABLE and are threaded onto the rod at the time of installation Full dimensions - p51

Panel clamps - 10mm rod

Vertical clamps

For panels up to 7mm thick:



Item Code:	Finish:	
Single	RG01-10	Satin Chrome
Double	RG02-10	Satin Chrome


For panels up to 12.7mm thick:



Item Code:	Finish:	
Single	RG14-10	Satin Chrome

Multi-position clamps

For panels up to 7mm thick:



- adjustable to any angle
- can be locked into position

Item Code:	Finish:	
Single	RG11-10	Satin Chrome
Double	RG21-10	Satin Chrome

For panels up to 10mm thick




- adjustable to any angle
- can be locked into position

Item Code:	Finish:	
Single	RG13-10	Satin Chrome
Double	RG23-10	Satin Chrome

Multi-position clamps for wide panels

For panels up to 7mm thick



- top/bottom supports for panels wider than the distance between rods
- adjustable to any angle
- can be locked into position

Item Code:	Finish:	
Single	RG12-10	Satin Chrome
Double	RG22-10	Satin Chrome

Hooks


Hook for panels up to 3mm thick with holes



Item Code:	Finish:	
Single	RH01-10	Satin Chrome
Double	RH02-10	Satin Chrome

Supports for panels with holes

For panels 5-6mm thick



- hole size **6mm** diameter
- to hold standard panels **5-6mm** thick
- for extra thick panels up to 20mm, specify size required.

Item Code:	Finish:	
Single	RS13-10	Satin Chrome
Double	RS23-10	Satin Chrome



NB: All 10mm rod fittings shown here are NON-REMOVABLE and are threaded onto the rod at the time of installation *Full dimensions - p51*

Supports - 10mm rod

Supports for wooden or glass shelves

Shelf support



- adjustable to any angle of slope
- can be locked into position
- for glass shelves add ref. P08 (see right)

Item Code:	Finish:
Single	
RS11-10	Satin Chrome
Double	
RS21-10	Satin Chrome

Screw to retain glass shelves



- Used on on RS11-10 or RS21-10 to hold **6mm** thick as standard
- flush finish
- plastic insert to protect glass
- hole **6mm** dia, **6mm** thick glass
- hole **12mm** from the edge of glass

Item Code:	Finish:
P08	Satin Chrome

Clamp for glass shelves and panels

Clamp for glass shelves up to 7mm thick



- for glass shelves without holes

Item Code:	Finish:
Single	
RG06-10	Satin Chrome
Double	
RG07-10	Satin Chrome

Supports to hold rods

Rod support for 6mm rod



- to take **6mm** diameter rods
- rods will hold acrylic pockets, leaflet holders, banners & graphics

Item Code:	Finish:
Single	
RS05-10	Satin Chrome
Double	
RS06-10	Satin Chrome

Supports for screw fix panels

Single



Support

- support for any item fitted with boss fitting P02 - see right

Item Code:	Finish:
Single	
RS03-10	Satin Chrome
Double	
RS04-10	Satin Chrome

P02 Boss

- Boss for use with supports RS03-10/RS04-10
- use with up to No. 10 countersunk wood screw or bolt

Item Code:	Finish:
P02	Nickel

Multi-positional supports to hold rods

Support to hold 6mm rods



- to hold **6mm** diameter rods
- rods will hold acrylic pockets, leaflet holders, banners & graphics etc

Item Code:	Finish:
RR01/6-10	Satin Chrome

Support to hold 10mm rods



- to hold **10mm** rod
- support for rods at any angle
- can be locked into position

Item Code:	Finish:
RR01-10	Satin Chrome

See page 29 for 6mm Diameter Rods. See page 39 for Acrylic Hook-on Accessories

NB: All 10mm rod fittings shown here are NON-REMOVABLE and are threaded onto the rod at the time of installation Full dimensions - p51

Graphic Display



Accessories can make an enormous difference to the power of your presentation.

Create highly attractive hard-working projects.

Acrylic pockets & poster holders

A wide range of pocket types and sizes are available to suit any display requirement. Shown here are just some of the options available - if you want a special size or shape, please call to discuss your requirements.

Easy access pockets


Portrait and landscape pockets in clear acrylic, available in a wide range of sizes.

- designed to be used with cable/rod systems or wall mounted supports (WM09, WM05-13 with WMS-2)



Jumbo pockets

Double sided acrylic pocket designed to take very large posters. Made to order - please call for details.



'C' shaped pockets

A poster display that has a decorative back panel which can be screen printed with logos or text. Back panel can be supplied straight or with decorative 'ragged' edge. Made to order only - please call.



Easy access pockets



- portrait and landscape pockets in clear acrylic with polished edges
- available in a wide range of sizes

Portrait pockets

- A2, A1 and A0 are supplied with top clip as standard
- Sizes A5 and A4 are 2mm thick acrylic, all others are 3mm thick

Item Code:	Size:	1.5mm & 3mm Cable/Rod centre:	6mm Rod centre:	10mm Rod centre:
MA5PW	A5	182mm	186mm	190mm
MA4PW	A4	244mm	248mm	252mm
MA3PW	A3	331mm	335mm	339mm
MA2PW	A2	454mm	458mm	462mm
MA1PW	A1	628mm	632mm	636mm
MA0PW	A0 (2 part pocket)	875mm	879mm	883mm
M5070PW	500mm x 700mm	534mm	538mm	542mm
A2030PW	Double Crown (20" x 30")	542mm	546mm	550mm
A3040PW	Quad Crown (30" x 40")	796mm	800mm	804mm



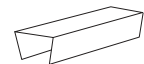
Landscape pockets

- A2 and A1 are supplied with top clip as standard
- Sizes A5, A4 and A3 are 2mm thick acrylic, all others are 3mm thick

Item Code:	Size:	1.5mm & 3mm Cable/Rod centre:	6mm Rod centre:	10mm Rod centre:
MA5LW	A5	244mm	248mm	252mm
MA4LW	A4	331mm	335mm	339mm
MA3LW	A3	454mm	458mm	462mm
MA2LW	A2	628mm	632mm	636mm
MA1LW	A1	875mm	879mm	883mm

Spare top clips

- for use with landscape and portrait easy access pockets



Item Code:
MRC



Double and treble width pockets

- double and treble width A4 portrait pockets in 2mm thick clear acrylic

Item Code:	Size:	1.5mm & 3mm Cable/Rod centre:	6mm Rod centre:	10mm Rod centre:
M2A4PW	A4 x 2 pockets	466mm	470mm	474mm
M3A4PW	A4 x 3 pockets	688mm	692mm	696mm

- A3 landscape pocket to be used with M2A4PW above

Item Code:	Size:	1.5mm & 3mm Cable/Rod centre:	6mm Rod centre:	10mm Rod centre:
MA3LW-456	A3	466mm	470mm	474mm



Cable/rod centres shown refer to fixed position clamps only e.g. CG01, CG03 (p16), CG01-3, CG03-3 (p27), RG01 (p30), RG01-10 (p34)

Acrylic pockets & poster holders

Top fixing pocket



Top fixing pockets

- designed to be suspended from the top
- 3mm thick acrylic, supplied with top clip
- use with KC2-CG05 (p14)

Item Code: Size:

MA2HD	A2
MA1HD	A1



Wall mounted easy access pockets with holes

Portrait pockets with holes

Item Code: Size:

MA5PW-WM	A5
MA4PW-WM	A4
MA3PW-WM	A3
MA2PW-WM	A2
MA1PW-WM	A1
MA0PW-WM	A0

Landscape pockets with holes

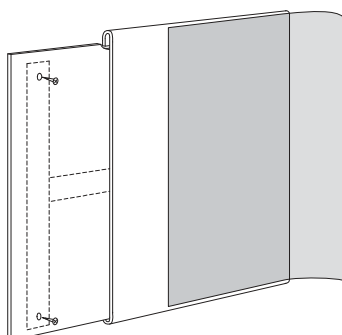
Item Code: Size:

MA5LW-WM	A5
MA4LW-WM	A4
MA3LW-WM	A3
MA2LW-WM	A2
MA1LW-WM	A1
MA0LW-WM	A0

- to be mounted directly onto wall
- A5 and A4 pockets are 2mm thick acrylic, all other sizes are 3mm thick
- use with WM05-13, WM05L-20 (p9)



Wall mounted frameless acrylic poster holders



- two part pocket with a fixed back panel in foam board, which screws directly to the wall. Hook-on acrylic front creates a frameless poster display that is flat against the wall with no visible fixing
- no tools required to change the poster

Portrait

Item Code: Size:

AWPA4	A4
AWPA3	A3
AWPA2	A2
AWPA1	A1

Landscape

Item Code: Size:

AWPA4L	A4
AWPA3L	A3
AWPA2L	A2



Hook-on accessories for use on wall-mounted rods

Hook-on easy access pockets



- pockets designed to be used with horizontal rods. Just hook on in desired position
- A5 and A4 pockets are 2mm thick acrylic, all other sizes are 3mm thick

Portrait


Item Code: Size:

HA5P	A5
HA4P	A4
HA3P	A3
HA2P	A2

Landscape

Item Code: Size:

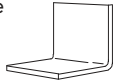
HA5L	A5
HA4L	A4
HA3L	A3
HA2L	A2



L-shaped support

To be used with wall-mounted hook-on pockets, where WM11 supports have been used to fix rods to the wall

- keeps pockets hanging vertically
- supplied with double sided adhesive



Item Code:

HAS

- available in kit of 4 x A4 portrait pockets, complete with 1m of 6mm diameter rod and wall fixings

Kit - 4 x A4 portrait pockets

Item Code: Size:

KHA4W Kit 4 x A4

Hook-on leaflet dispensers



- A4 portrait hook-on leaflet dispenser. Just hook on in desired position
- 3mm thick acrylic, 40mm internal depth
- A4 sized as standard - other sizes on request

Item Code:

HA4D A4



KHA4D

- available in kit of 4 x A4 portrait dispensers, complete with 1m of 6mm diameter rod and wall fixings

Kit - 4 x A4 portrait dispensers

Item Code: Size:

KHA4D 4 x A4

Hook-on sloping shelf with lip



- sloping shelves used with wall-mounted horizontal rods
- 3mm thick acrylic, 40mm deep lip
- supplied with triangular back support
- ideal for displaying literature or folded items

Kits

- available in kits of 4 x A4 portrait shelves or 2 x A3 landscape shelves, complete with 1m of 6mm diameter rod and wall fixings

Portrait

Item Code: Size:

HA4S A4

Landscape

Item Code: Size:

HA3S A3

Kit - 4 x A4 portrait shelves

Item Code: Size:

KHA4S 4 x A4

Kit - 2 x A3 landscape shelves

Item Code: Size:

KHA3S 2 x A3

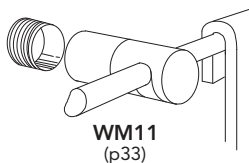


KHA4S



KHA3S

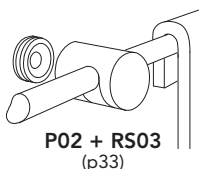
Fixing systems



WM11
(p33)

Hook-on wall mounted pockets/leaflet dispensers:

- fix to the wall with **WM11** which will give a good solid fixing to any type of wall. Use **R1000P** for single bays and **R1500** for continuous runs
- projects centre of rod **24mm** away from the wall. Use **HAS** to ensure display hangs vertical
- fix WM11 support every 484mm on horizontal rod



P02 + RS03
(p33)

Wall mounted supports for hook-on shelves:

- use **P02 + RS03** when fixing hook-on shelves. This support fits closely to the wall and allows the accessory to locate securely
- projects centre of rod **10mm** away from the wall

Leaflet dispensers for use on cable/rod systems

A4 dispensers



- leaflet dispensers to take A4 portrait leaflets
- 3mm thick acrylic. 2 x A4 versions have 4mm acrylic backs
- depth of pocket 40mm

Single sided

Item Code:	Size:	1.5mm & 3mm Cable/Rod centre:	6mm Rod centre:	10mm Rod centre:
MA4D	Single A4	244mm	248mm	252mm
ADLA2	2 x A4	454mm	458mm	462mm
ADLA1	2 x A4	628mm	632mm	636mm

Double sided

Item Code:	Size:	1.5mm & 3mm Cable/Rod centre:	6mm Rod centre:	10mm Rod centre:
MA4D-D	Single A4	244mm	248mm	252mm
ADLA2-D	2 x A4	454mm	458mm	462mm
ADLA1-D	2 x A4	628mm	632mm	636mm

2 x A4 overall width A2 ADLA2

2 x A4 overall width A1 ADLA1



A5 dispensers



- leaflet dispensers to take A5 portrait leaflets
- 4mm acrylic back panel, 3mm acrylic front section
- depth of pocket 40mm

Single sided

Item Code:	Size:	1.5mm & 3mm Cable/Rod centre:	6mm Rod centre:	10mm Rod centre:
ADMA2	2 x A5	454mm	458mm	462mm
ADMA1	3 x A5	628mm	632mm	636mm

Double sided

Item Code:	Size:	1.5mm & 3mm Cable/Rod centre:	6mm Rod centre:	10mm Rod centre:
ADMA2-D	2 x A5	454mm	458mm	462mm
ADMA1-D	3 x A5	628mm	632mm	636mm

2 x A5 overall width A2 ADMA2

3 x A5 overall width A1 ADMA1



1/3rd A4 dispensers



- leaflet dispensers to take 1/3rd A4 portrait leaflets
- 4mm acrylic back panel, 3mm acrylic front section
- depth of pocket 40mm

Single sided

Item Code:	Size:	1.5mm & 3mm Cable/Rod centre:	6mm Rod centre:	10mm Rod centre:
ADSA2	4 x 1/3 A4	454mm	458mm	462mm
ADSA1	5 x 1/3 A4	628mm	632mm	636mm

Double sided

Item Code:	Size:	1.5mm & 3mm Cable/Rod centre:	6mm Rod centre:	10mm Rod centre:
ADSA2-D	4 x 1/3 A4	454mm	458mm	462mm
ADSA1-D	5 x 1/3 A4	628mm	632mm	636mm

4 x 1/3 A4 overall width A2 ADSA2

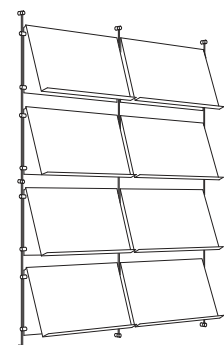
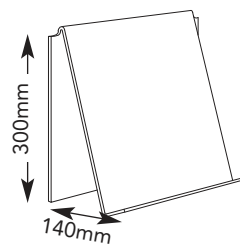
5 x DL overall width A1 ADSA1



Angled leaflet dispensers



- 3mm thick acrylic leaflet dispensers designed to take a variety of sizes
- with 40mm lip and triangular back support
- special sizes available on request



Item Code:	Size:	1.5mm & 3mm Cable/Rod centre:	6mm Rod centre:	10mm Rod centre:
ASA4P	A4 portrait	244mm	248mm	252mm
ASA4L	A4 landscape	331mm	335mm	339mm
ASA3L	A3 landscape	454mm	458mm	462mm

PAPER SIZE CHECK: A5 = 148 x 210mm A4 = 210 x 297mm A3 = 297 x 420mm A2 = 420 x 594mm A1 = 594 x 841mm A0 = 841 x 1188mm

Acrylic accessories

Sloping shelves For use on cable/rod systems



- acrylic shelf with lip at front edge
- designed to be supported by 4 cables or rods
- ideal for A4 leaflets/booklets and product presentations
- shelf height 330mm with front lip of 45mm
- choose from clear or silicon acrylic
- shelves are 5mm thick



ALSA4 **ASAS3L**

Shelves have been designed to be used with 150 mm spacing between front and back cable/rods. Use with multi-position supports - see pages 16, 21, 25, 30, 34.

Item Code:	Size:	Finish:
ALSA4	A4	Clear
ALSA4/S	A4	Silicon
ALSA3L	A3 landscape	Clear
ALSA3L/S	A3 landscape	Silicon

Freestanding/wall mounted leaflet dispensers




- injection moulded plastic
- units can be linked together

Item Code:	Size:	Dimensions (mm):
A34D/I	1/3rd A4	104w x 200h
A234D-1	2 x 1/3rd A4	235w x 260h x 85mm d
A5D/I	A5	155w x 200h
A4D/I	A4	230w x 300h



A234D-I
(freestanding only)

Freestanding menu/leaflet holders



- single sided, 2mm thick acrylic

Item Code:	Size:	Dimensions (mm):
MA5PF	A5	150w x 210h
MA4PF	A4	210w x 300h



- Double sided, 2mm thick acrylic

Item Code:	Size:	Dimensions (mm):
MA5PF-D	A5	148w x 220h
MA4PF-D	A4	210w x 307h

Frame posters & A boards

Click/Snap frames - 25mm



- quick and easy to open poster frame
- anti-glare PVC poster cover
- silver anodised finish
- no tools required to change poster

Item Code:	Size:	Poster dimensions:
CFA4	A4	210mm x 297mm
CFA3	A3	297mm x 420mm
CFA2	A2	420mm x 594mm
CFA1	A1	594mm x 841mm

Security click/Snap frames - 25mm



- security frame will protect your poster
- frame is virtually impossible to open without lever tool

Item Code:	Size:	Poster dimensions:
CFSA4	A4	210mm x 297mm
CFSA3	A3	297mm x 420mm
CFSA2	A2	420mm x 594mm
CFSA1	A1	594mm x 841mm

Remember to order lever tool:

Item Code
CFS-LT25

Standard 'A' Boards



- fold away poster display
- quick and easy to change poster
- anti-glare poster cover

Item Code:	Size:	Poster dimensions:
AA2	A2	420mm x 594mm
AA1	A1	594mm x 841mm

Banner & hanging rails

Gotcha strips



Aluminium banner rail with clear plastic gripper strip. Fitted with PO2 supports ready to be used on 1.5mm and 3mm cable and on 3mm, 6mm and 10mm rods.

- quick and easy way to suspend large posters. The clear plastic strips simply clip the poster into position, holding it firmly in place.
- suspend banners from the top only or use floor to ceiling cables or rods to hold banners top and bottom - ensures perfect tension at all times.

- remember to order supports - see below



Item Code:	Size:
A-60	60" (1524mm)
A-48	48" (1219mm)
A-40	40" (1016mm)
A-36	36" (914mm)
A-24	24" (610mm)
A-12	12" (305mm)



Supports

Remember to add supports for Gotcha strips. Available as single or double sided

- supports listed are in satin chrome finish

Item Code:	Cable/rod:
Single	
CS03	1.5mm cable
CS03-3	3mm cable/rod
RS03	6mm rod
RS03-10	10mm rod

Item Code:	Cable/rod:
Double	
CS04	1.5mm cable
RS04	6mm rod
RS04-10	10mm rod

Banner rails



19mm diameter banner rails

- supplied with supports CS03/RS03 to fit directly onto 1.5mm cables/6mm rods. No additional fittings required
- Shorter lengths cut to size - (specify cable centres required)

Item Code:	Length:	Cable/rod centre:
BR19C-3/PC	3' (914mm)	944mm cable centres
BR19C-4/PC	4' (1219mm)	1250mm cable centres
BR19R-3/PC	3' (914mm)	944mm rod centres
BR19R-4/PC	4' (1219mm)	1250mm rod centres

- ask about banner rails for 3mm cable, 3mm and 10mm rod



25mm diameter hanging/banner rails

- ideal for light weight merchandise
- polished chrome rails, supplied with supports to fit directly onto 1.5mm cables/6mm rods, no additional fittings required
- shorter lengths cut to size



Item Code:	Diameter:	Item Code:	Diameter:
Single Rail Kit			
KB3-19	19mm	KB4-19	19mm
KB3-25	25mm	KB4-25	25mm

Item Code:	Length:	Cable centre:
HR25C-3/PC	3' (914mm)	944mm cable centre
HR25R-3/PC	3' (914mm)	944mm rod centres

Product Display



Ensure your products are displayed in the best possible way and they will sell themselves.

Chooses from a wide range of dynamic shelving and display options to maximise your sales.

Shelving for use with cable/rod systems

Drilled and slotted shelves - use with 1.5mm cables



- 6mm toughened safety glass

330mm depth

Item Code:	Shelf Size (mm):	Cable centre (mm):
391330	391w x 330d	For A3 cable centres 331w x 300d
514330	514w x 330d	For A2 cable centres 454w x 300d
688330	688w x 330d	For A1 cable centres 628w x 300d

180mm depth

Item Code:	Shelf Size (mm):	Cable centre (mm):
688180	688w x 180d	For A1 cable centres 628w x 150d



Time saving tip

Use drilled and slotted shelves with CS01 (p18) – shelves can be removed for cleaning without using any tools

Plain shelves - use with cable or rod systems



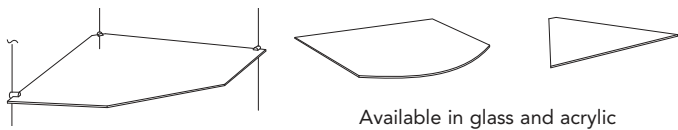
- 6mm toughened safety glass
- for shelf supports see p18, 21, 28 and 32

330mm depth

Item Code:	Shelf Size (mm):	Cable centre (mm):
618330	618w x 330d	For A1 cable centres 628w x 300d

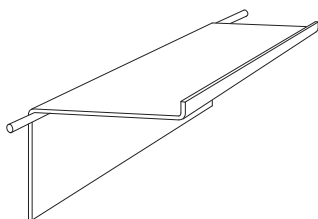


Special shapes & sizes available on request



Available in glass and acrylic

Flat shelf with lip For use on wall-mounted rods



Use as a group to make a feature or use under an A2 pocket to create a powerful wall display with graphics and product.

- 2mm thick acrylic
- shelf is 448mm wide x 120mm deep with a 10mm lip and a 100mm drop back

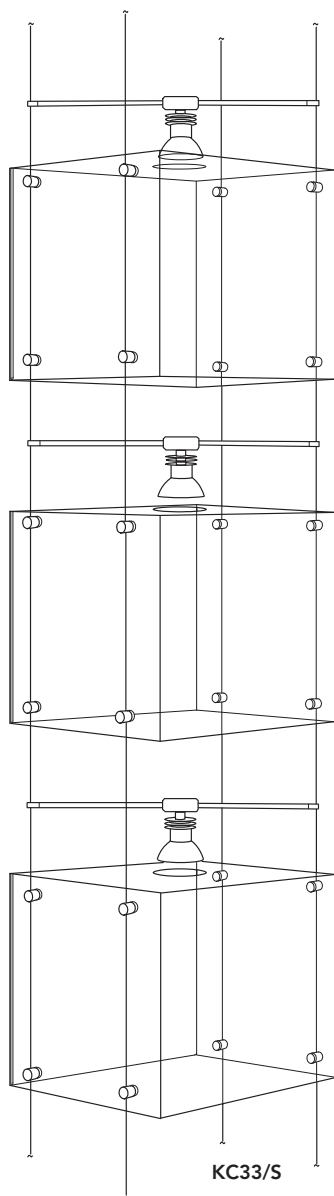
Item Code:	Size:
HA2-93	A2
For use with RS03	
HA2-103	A2
For use with WM11	

- fixing details see p39



Acrylic display cubes

Standard cube kits



Acrylic cubes suspended from the cables create powerful semi-secure presentations. The low-voltage lighting greatly increases the impact of the display and will help to increase sales.

Dimensions: 300 h x 300 w x 250 d (150mm cable centres)

Cubes are in 3mm thick acrylic, with option of 2mm thick 'U' shaped back pocket for graphics. Clear front and satin side and top. Removable lid with hole for lighting.

Included in standard cube kits

- 3 x Display Cubes
- 4 x CA4 1.5mm dia. Cables
- 24 x CS13-ADC Panel Support to take 3mm material
- 3 x LM64C Straight light mini-lamp head for 348mm diagonal centres supplied with 20 watt - 35mm dia. lamps
- 1 x LT60-12 Transformer
- 2 x CS08 Power Connectors
- 4 x PC01/1 Top Isolators
- 4 x SP/IS Bottom Isolators

Item Code:	Description:
KC33/S	Satin acrylic without pocket
KC33-P/S	Satin acrylic with pocket



Low voltage straight lights (20 watt max) are supplied with all our cube kits. Position them diagonally between cables

Cubes can be placed side by side sharing a pair of cables. Only use 3 lights per pair of diagonal cables



Cubes can be suspended on cables or rods. Ask about customised cube displays, including security features, integrated graphics and lighting

Freestanding Displays



Make the most of your floor space by promoting your image, products and services to best effect using our range of freestanding display units.

Providing instant 3D walk-round access, freestanding displays make standing out in the crowd so easy.

Freestanding units

Single Freestyle frame - flat profile upright

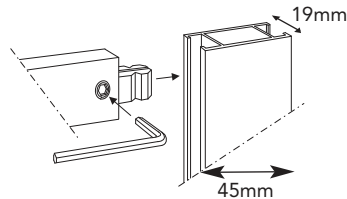


Available in 3 widths - 990mm, 1230mm and 1730mm

Freestyle frames are lightweight satin silver aluminium units ideal for use on exhibition stands, conferences and reception areas

- combine posters, leaflet dispensers, sloping shelves - create a display that gets your message across!
- all units 1900mm high
- steel bases are 330mm diameter
- supplied flat packed. Can be supplied assembled on request

Item Code:	External width including base mm:	Internal width mm:
KFL-759	1134	759
KFL-1000	1375	1000
KFL-1500	1875	1500



Flat uprights - single frame



Freestyle frame kit

- comprises KFL-759 Freestyle frame, 1 x A1 portrait acrylic pocket, 2 x quick fit cables and 4 x CG03 panel clamps

Item Code:	Description:
KFL-759-A1	1 x A1 Kit

Single Freestyle frame - round profile upright

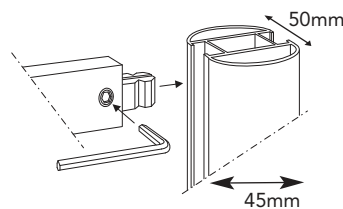


Available in 3 widths - 990mm, 1230mm and 1730mm

Satin silver aluminium units with 50mm diameter uprights and flat horizontal profiles

- combine posters, leaflet dispensers, sloping shelves - create a display that gets your message across!
- all units 1980mm high
- steel bases are 330mm diameter
- supplied flat packed. Can be supplied assembled on request

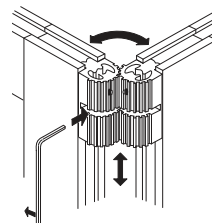
Item Code:	External width including base mm:	Internal width mm:
KFR-759	1134	759
KFR-1000	1375	1000
KFR-1500	1875	1500



Round uprights - single frame



Flexi-frames - double and treble



Flexible hinge allows unit to fold flat for easy storage and transporting

Lightweight satin silver aluminium units ideal for use on exhibition stands, conferences, reception areas or in-store

- Double and treble frames with flexible hinges
- flat profile measures 45mm x 19mm deep
- all units 1900mm high
- supplied flat packed. Can be supplied assembled on request
- special sizes on request

Item Code:	Description:	External width mm:	Internal width mm:
AF2	Double	2 x 850 width frames	759
AF3	Treble	3 x 850 width frames	759

Frame accessories

Brackets



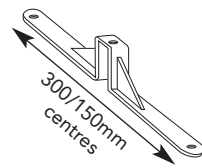
Doubled sided bracket



Double sided bracket - supports cables/rods (not included)
 - two sizes available:
 150mm cable/rod centres, ideal for small shelves, sloping shelves and acrylic cubes
 300mm cable/rod centres, ideal for shelving and double depth displays

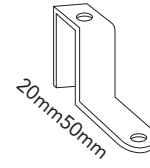
Single sided bracket - supports cables/rods in front of frame
 - projects 50mm
 - can also be used to support cables away from the wall on exhibition stands (fits wall depth 20mm). Order cables/rods separately

Item Code:	Description:	Cable/rod centres mm:
KMFB1/SI	Single sided bracket	-
KMFB3/SI	Double sided bracket	300
KMFB15/SI	Double sided bracket	150

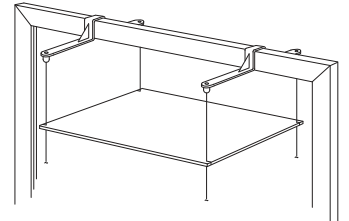
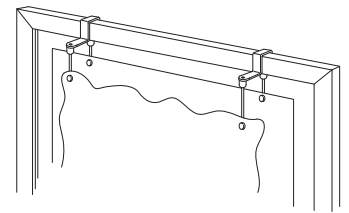


Double sided bracket

Brackets fit a profile up to 20mm deep



Single sided bracket



Use brackets to support a wide range of accessories - shelves, panels, leaflet dispensers...

See Product and Graphic Display sections (p36-46) for accessories to use with frames

Other accessories

Quick fit cable



- cable designed to be used with freestanding frames top and bottom
 - includes 4m of cable, 2 quick fit toggles & spring tensioner
 NB Not to be used with lighting

Item Code:	Finish:
CQQ	Satin Chrome



Toggle

- for fixing standard cable or rod to freestanding frames
 - can be used with all top and bottom cable/rod fittings
 - allen key provided



Item Code:	Finish:
AT	Silver

Design Ideas

There are many ways to increase the impact of your freestyle frame -



Freestanding units

Info-post



Create an instant presentation to display signs, posters and leaflets. Perfect for use in:

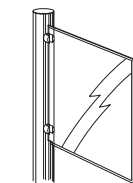
- reception areas for company information or as a directory sign
- shop windows
- near a sales counter or customer service desk
- on exhibition stands

Info-post kits

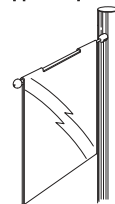
Kits are supplied complete with:

- a 1980mm satin aluminium upright
- 330mm diameter base unit
- set of 6 A4 portrait acrylic pockets, either hook-on pockets with rods or side supported easy access pockets
- all fittings supplied
- kits are supplied flat packed and can be assembled in minutes

Item Code:	Description:
KIPA-6A4	Kit with side supported pockets
KIPA-H6A4	Kit with hook-on pockets



KIPA-6A4
Info-post with side supported pockets

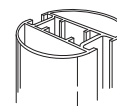


KIPA-H6A4
Info-post with hook-on pockets

Upright and base only

- 1980mm satin aluminium upright with 330mm diameter silver painted base

Item Code:	Description:
IPA20	Upright and base



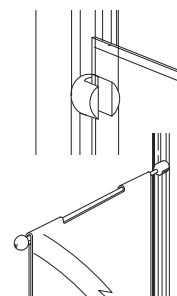
IPA20

Supports

Choose from:

- satin chrome clamp to take panels up to 10mm thick or
- horizontal stainless steel rods, supplied with quick fit toggle that allows easy relocation. Comes with REC decorative end fitting in satin chrome. Available in 2 sizes to take A4 portrait or A4 landscape

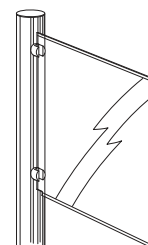
Item Code:	Description:
KPC	Clamp for panels up to 10mm
KR230	Rod to take A4 portrait
KR317	Rod to take A4 landscape



Pockets

- 3mm thick high impact acrylic for increased durability in public areas
- supplied with wing on the left or right hand side
- use with KPC support clamps

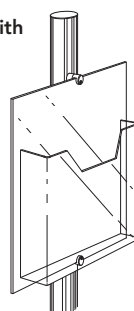
Item Code:	Description/size:	Left or right fixing:
MA5PW/LH	A5 Portrait	Left
MA5PW/RH	A5 Portrait	Right
MA5LW/LH	A5 Landscape	Left
MA5LW/RH	A5 Landscape	Right
MA4PW/LH	A4 Portrait	Left
MA4PW/RH	A4 Portrait	Right
MA4LW/LH	A4 Landscape	Left
MA4LW/RH	A4 Landscape	Right



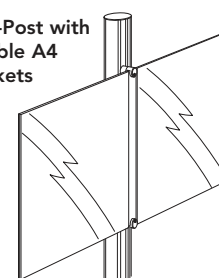
KIPA-H6A4
Info-post kit supplied with 6 A4 hook-on pockets

KIPA-6A4
Info-post kit supplied with 6 A4 side supported pockets

Info-Post with A4 leaflet dispenser



Info-Post with double A4 pockets



Component measurements

All measurements are in millimetres unless stated L=Length W=Width H=Height Ø=Diameter D=Depth Int=Internal

Guarantee All metal components have a lifetime guarantee. All other products excluding lamps and fuses are covered under a 12 month warranty.

Item code:	Allen key:	Page No.	Dimensions:	Item code:	Allen key:	Page No.	Dimensions:	Item code:	Allen key:	Page No.	Dimensions:
AC		22	W=19; H=11.5	CS13	●●	17	L=21.5; Ø=16	RGN01	●	30	L=25; Ø=16
ACD		22	W=28; H=9.5	CS13-3	●●●	20, 27	L=23.5; Ø=16	RH01	●	31	L=19; Ø=16
ACL		22	W=28; H=9.5	CS21	●●●	20, 18	L=64; Ø=16	RH01-10	●	34	L=23; Ø=18
C2		14	2m cable; top fitting Ø=16	CS21-3	●●●	21, 28	L=64; Ø=16	RH02	●	31	L=24; Ø=16
C2A4F	●●	15	Top fitting Ø=18; floor fitting Ø=15	CS23	●●	17	L=35; Ø=16	RH02-10	●	34	L=28; Ø=18
C2CW-15	●●	15	Wall brackets Ø=38; 40mm from wall to back cable; floor fitting Ø=16	CS23-3	●●●	20, 27	L=37; Ø=16	RP	●	29	Ø=18
C2CW-30	●●	15	Wall brackets Ø=38; 40mm from wall to back cable; floor fitting Ø=16	CWF	●	13	3m cable; projects 40 from wall; floor fitting Ø=15	RPA	●●	29	Ø=15
C2WF-15	●●	15	Wall brackets Ø=38; 40mm from wall to back cable; floor fitting Ø=15	CWW	●	13	3m cable; projects 40 from wall; fitting plate Ø=38	RR01	●●	32	L=31; Ø=16
C2WF-30	●●	15	Wall brackets Ø=38; 40mm from wall to back cable; floor fitting Ø=15	HDS		14, 33	D=15; Ø=50	RR01-10	●●	35	L=40; Ø=18
C2WW-15	●●	15	Wall brackets Ø=38; 40mm from wall to back cable	HR10-3	●	27	L=790; Ø=10	RR01-3/10	●●●	28	L=33; Ø=18
C2WW-30	●●	15	Wall brackets Ø=38; 40mm from wall to back cable	KC2-CG05	●●	14	Top fitting Ø=16; support Ø=23	RR01-3/6	●●●	28	L=29; Ø=16
CA4	●	13	4m cable; top fitting Ø=16; bottom fitting Ø=15	KC2-CG05-10	●●	14	Top fitting Ø=16;	RR01-6/10	●●	35	L=56; Ø=18
CA4-3	●	20	Top fitting Ø=16; bottom fitting Ø=15	KMDB/SI	●	22	H=350; D=350; cables/rods project 40mm & 340mm from wall	RS		29	Ø=18
CAA	●●	13	4m cable; fittings Ø=38	KMSB-25/SI		22	H=30; Ø=35; cable fitting 25mm from wall	RS01	●	31	D=11; Ø=16
CAF	●●	13	4m cable; top bracket Ø=38; floor fitting Ø=15	KMSB/SI		22	H=60; Ø=60; cable fitting 50mm from wall	RS03	●●	29, 31, 45	L=17.5; Int Ø=12; Int D=6; Ø=16
CAT	●	14	Weight 100H x 30Ø; weighs 0.55kg	KMSB-100/SI		22	H=110; Ø=110; cable fitting 100mm from wall	RS03-10	●●	35, 43	L=22; Ø=18
CCT	●	14	Weight 100H x 30Ø; weighs 0.55kg	P01		11	Ø=38	RS04	●●	31, 43	L=21; Int Ø=12; Int D=6; Ø=16
CCW	●	13	3m cable; top fitting Ø=16; projects 40 from wall	P01-PC01		14, 20, 33	H=15; Ø=38	RS04-10	●●	35, 43	L=26; Ø=18
CD-4	●	14, 20	W=5; Ø=25	P02		17, 21, 28, 29, 31, 35	Ø=12; D=6	RS05	●●	32	L=17; Ø=16
CD-10	●	33	W=5; Ø=25	P08	●	11, 18, 21, 28, 32, 35	H=8; Ø=16	RS05-10	●●	35	L=22; Ø=18
CG01	●	16	L=20; Ø=16	PC01/I		22, 55	L=12; Ø=16	RS06	●●	32	L=20; Ø=16
CG01-3	●●	20, 27	L=21; Ø=16	PC31		12	L=18	RS06-10	●●	35	L=26; Ø=18
CG02	●	16	L=32; Ø=16	PR01-I		22, 55	L=12; Ø=16	RS08	●●	55	L=18; Ø=16
CG03	●	16	L=15; Ø=10	R1000-10		33	L=1000; Ø=10	RS-10	●	33	L=22; Ø=20
CG03-3	●	27	L=15; Ø=10	R1000P		19, 29	L=1000; Ø=6	RS11	●●	32	L=39; Ø=16
CG04	●	16	L=22; Ø=10	R1500		29	L=1500; Ø=6	RS11-10	●●	35	L=43; Ø=18
CG04-3	●	27	L=22; Ø=10	R1500-10		33	L=1500; Ø=10	RS13	●●	30	L=25; Ø=16
CG06	●	18	L=20; Ø=16	R500		29	L=500; Ø=6	RS13-10	●	34	L=30; Ø=18
CG07	●	18	L=32; Ø=16	R500-10		33	L=500; Ø=10	RS21	●●	32	L=64; Ø=16
CG08	●	16	L=31; Ø=21; 8.5mm Ø hole required 15mm from edge of panel	R500P		19, 29	L=500; Ø=6	RS21-10	●●	35	L=68; Ø=18
CG09	●	16	L=22; Ø=16	RAAS	●●	29	Top fitting Ø=15; bottom fitting Ø=18	RS23	●●	30	L=38; Ø=16
CG11	●●	16, 18	L=27; Ø=16	RAS	●	29	Top & bottom fitting Ø=18	RS23-10	●●	34	L=38; Ø=18
CG11-3	●●●	21, 27	L=28; Ø=16	RAS-10		33	Top fitting Ø=20; Bottom fitting Ø=22	RSA	●	29	Ø=15
CG12	●●	16	L=30; Ø=18	RB1		26	1m rod; top fitting Ø=16	WM01	●●	11	L=30
CG12-3	●●●	20, 27	L=31; Ø=18	RB2		26	2m rod; top fitting Ø=16	WM02	●●	11	L=30
CG13	●●	16, 18	L=27; Ø=18	RB3		26	3m rod; top fitting Ø=16	WM03	●	11	L=16
CG13-3	●●●	21, 27	L=28; Ø=18	RBCF3		26	3m rod; top fitting Ø=16; bottom fitting Ø=15	WM04	●	11	L=16
CG14	●	16	L=20; Ø=20.5	RBT1		26	1m rod; top fitting Ø=16	WM05	●	9	L=14; Ø=16
CG14-3	●●	20, 27	L=21; Ø=20.5	RBT2		26	2m rod; top fitting Ø=16	WM05-13	●	9	L=25; Ø=16
CG15	●	22	L=20; Ø=20.5	RBT3		26	3m rod; top fitting Ø=16	WM05L-20	●	9	L=40; Ø=16
CG15-3	●●	25, 32	L=20.5; Ø=21	RBTF3		26	3m rod; top fitting Ø=16; bottom fitting Ø=15	WM06		11	L=19; Ø=16
CG21	●●	16, 18	L=46; Ø=16	RC10-6	●	33	L=25; Ø=10	WM08	●	9	L=32; Ø=16
CG21-3	●●●	21, 27	L=46; Ø=16	REC	●	19, 29	L=16; Ø=12	WM09	●●	10	L=31; Ø=16
CG22	●●	16	L=52; Ø=18	REC-10		27, 33	L=15; Ø=10	WM10	●	11	L=39; Ø=16; 24mm from wall
CG22-3	●●●	20, 27	L=52; Ø=18	REC-P/BL		19, 29	L=17; Ø=8.5	WM11	●●	29	L=31; Ø=16
CG23	●●	16, 18	L=46; Ø=18	RG01	●	30	L=25; Ø=16	WM11-10	●●	33	L=36; Ø=18
CG23-3	●●●	21, 27	L=46; Ø=18	RG01-10	●●	34	L=29; Ø=18	WM11L-10	●●	33	L=59; Ø=18
CH01	●	17	L=16; Ø=16	RG02	●	30	L=36; Ø=16	WM12	●	9	L=20; Ø=12
CH01-3	●	21, 28	L=17; Ø=16	RG02-10	●●	34	L=40; Ø=18	WM12/AL	●	10	L=20; Ø=12
CH02	●	17	L=24; Ø=16	RG05	●●	35	L=16; Ø=16	WM15	●	9	L=25; Ø=25
CH02-3	●	21, 28	L=24; Ø=16	RG06	●	32	L=25; Ø=16	WM16	●	9	L=50; Ø=25
CQQ	●	14, 22	58 2m Cable; top and bottom fitting Ø=16	RG06-10	●●	35	L=29; Ø=18	WM17	●	9	L=75; Ø=25
CS01	●	18	D=11; Ø=16	RG07	●	32	L=36; Ø=16	WM18	●	9	L=25; Ø=16
CS01-3	●	21, 28	D=11; Ø=16	RG07-10	●●	35	L=40; Ø=18	WM19		9	Ø=16
CS03	●●	17, 43	L=14; Int Ø=12; Int D=6; Ø=16	RG11	●●	30, 32	L=30; Ø=16	WM19/AL		10	Ø=16
CS03-3	●●●	21, 28, 43	L=15; Int Ø=12; Int D=6; Ø=16	RG11-10	●●●	34	L=34; Ø=18	WM20	●	10	Ø=25; D=5.5
CS04	●●	17, 43	L=20; Int Ø=12; Int D=6; Ø=16	RG12	●●	30	L=33; Ø=18	WM21/AL	●	10	L=20; Ø=12
CS05	●●	19	L=14; Ø=16	RG12-10	●●●	34	L=37; Ø=18	WM22/AL	●	10	L=20; Ø=12
CS05-3	●●●	28	L=15; Ø=16	RG13	●●	30, 32	L=30; Ø=18	WM24/AL		10	Ø=25
CS06	●●	19	L=20; Ø=16	RG13-10	●●●	34	L=34; Ø=18	WMS-2		10	D=2
CS07	●●	19	L=28; Ø=16	RG14-10	●●	34	L=29; Ø=20.5	WMS-3		10	D=3
CS08	●●	55	L=12; Ø=12	RG21	●●	30, 32	L=46; Ø=16				
CS08-3	●●●	55	L=16; Ø=16	RG21-10	●●●	34	L=68; Ø=16				
CS09	●	19	L=17; Ø=16	RG22	●●	30	L=52; Ø=18				
CS11	●●	18	L=36; Ø=18	RG22-10	●●●	34	L=56; Ø=18				
CS11-3	●●●	21, 28	L=37; Ø=18	RG23	●●	30, 32	L=46; Ø=18				
CS13	●●	17	L=21.5; Ø=16	RG23-10	●●●	34	L=50; Ø=18				

ALLEN KEYS:

To see which allen key each component requires, check the colour code in the list above against the grid below:

AK1.5	1.5mm	●
AK2.0	2.0mm	●
AK2.5	2.5mm	●
AK3.0	3.0mm	●
AK4.0	4.0mm	●
AK5.0	5.0mm	●
AK6.0	6.0mm	●

How can we help you?

Get in touch today

www.displaycentre.co.uk

+44 (0) 1329 842 000

mydisplayexpert@displaycentre.co.uk